

BB1H-63

PV DC Isolator Switches

Welcome to our website for more information:
www.zjbeny.com



BB1H-63

PV DC Isolator Switches



- 1 Brand
- 2 Type
- 3 Rated Current
- 4 Rated Voltage
- 5 Standard Code
- 6 Certificate Symbol
- 7 Indicator
- 8 Wiring Diagram

- Nonpolarity
- Functions: Unfrequent operation and Isolation
- Rated Current: Up to 63A
- Rated Voltage: 1200V DC
- Flash Barrier Keep System More Safe
- Comply with :IEC60947-3/GB14048-3



Application

ZBENY BB1 Series PV DC Isolator switches are mainly be used in PV solar power system, which are applied for DC solar combiner box, controller etc. The Max voltage up to 1200V DC, current up to 63A ,with the function of effective disconnection and Anti-reflux protection. Scientific design of arc-extinguishing system keep PV system more safe.

Appearance Introduction







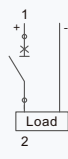
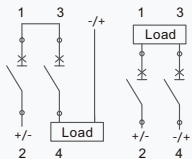
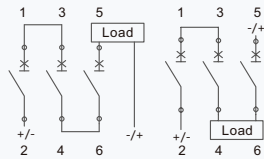
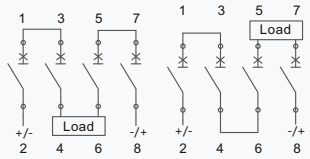
Type Instruction

BB1H	-	63	4P	25	1200V
↓		↓	↓	↓	↓
Product Code		Max Rated Current	Pole	Rated Current	Rated Voltage
PV DC Isolator Switches		63A	1P 2P 3P 4P	25A 40A 63A	300V 600V 900V 1200V

Parameter

Electrical Characteristics		BB1H-63			
Type	BB1H-63				
Comply With	IEC60947-3/GB14048.3				
Pole		1P	2P	3P	4P
Rated Working Voltage	Ue	300V DC	600V DC	900V DC	1200V DC
Max Rated Current		63A			
Rated Current	In	25A,40A,63A			
Rated Insulated Voltage	Ui	1200V DC			
Rated Impulsed Voltage	Uimp	6KV			
Service Life/cycle Operation					
Mechanical	Actual Value	20000			
	Standard Value	8500			
Electrical	Actual Value	4000			
	Standard Value	1500			
Isolator Function		Yes			
Installation Environment					
Ingress Protection		All Sides IP40 ,Connection Terminal IP20			
Terminal Cross Section		2.5-25mm ²			
Working Temperature		-25°C ~ +70°C			
Storage Temperature		-40°C ~ +85°C			
Resistance to Humidity And Heat		II (when humidity arrived to 55°C, relative humidity95%)			
Resistance to Shock		2.6 IEC60068			
Resistance to Impack		2.27 IEC60068			

Wiring Method

Pole	1P	2P	3P	4P
Type				
Contacts Wiring graph				

Dimensions(mm)

